

Prices from

**£199**

Per Lin/Metre  
Ex-VAT

# Frameless Glass Balustrades



## Clearly a Better View.

- Warmth and shelter
- Clear view over garden or vista
- Cleaner, modern, minimalist look
- Complete with all components
- Full instructions with every kit
- Easy to install
- Safe and strong 12mm toughened glass
- FREE delivery in England and Wales

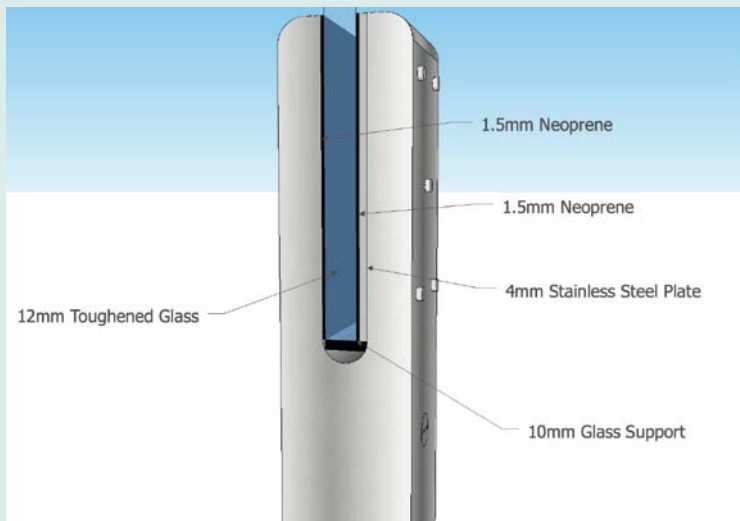
**Glass Incorporated** design and manufacture a complete range of products for the home and garden, including glass stairs, Juliet balconies, glass canopies, kitchen splash-backs and worktops.

**For further information or technical advice contact:**

Glass Incorporated Ltd ♦ Overland ♦ Sudbury Road ♦ Bury St Edmunds ♦ Suffolk IP30 0UL  
Telephone: 01284 839006 ♦ Visit: [www.glassinc.co.uk](http://www.glassinc.co.uk) ♦ Email: [sales@glassinc.co.uk](mailto:sales@glassinc.co.uk)



# Frameless Balustrade Glazing



Mini-Post detail

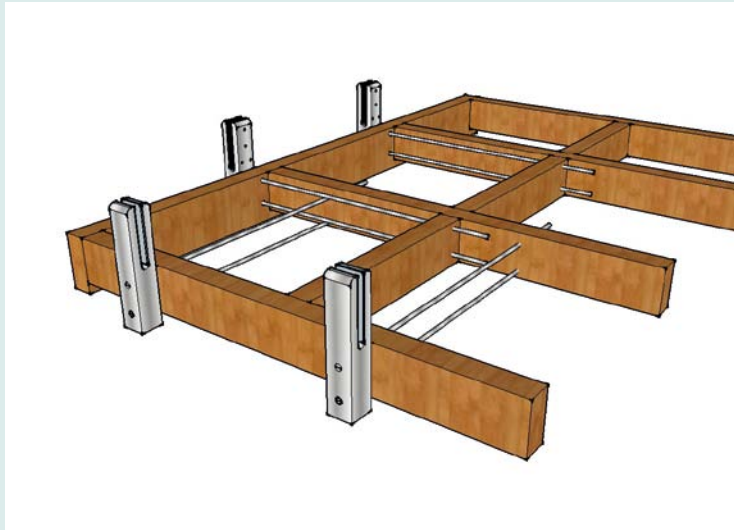


Fig.1

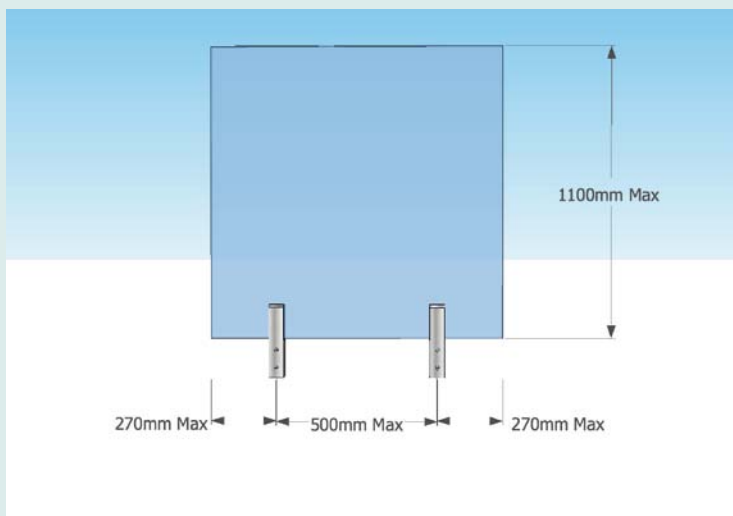


Fig.2

## Glass Inc's Frameless Balustrade

incorporating the exclusive Mini-Post design, is easy to install and is suitable up to 600mm height above the adjacent ground surrounding the platform/site.

## Applications

Posts can be fixed to timber, concrete or steel and are suitable for applications such as decking-surrounds, stairwells, swimming pools, fencing and many other locations. If in doubt as to the suitability of the Frameless Balustrade System for your building project, please check with your local building control officer and/or relevant building standards documentation.

## Set Out

Posts to be spaced at 500mm centres with a maximum glass overhang to the outside of the posts of 270mm. (See post set out detail fig.2)

## Glass

Glass is supplied as standard in 12mm toughened, clear finish with arrised and polished edges. The maximum length of panels is 2000mm. The Mini-Post spacing should not exceed 500mm and the glass should not overhang by more than 270mm. It is wise to make a sketch of your intended application to work out the ideal post-spacing prior to ordering and installing. Please leave a space of 10mm between glass panels. Glass can be supplied with a low maintenance, "self-cleaning" coating and can be etched or patterned by special order.

## What's included?

Full Set-out and Installation instructions with images

- 12mm clear, toughened glass, cut to size
- 2 No x M8 Stainless Steel CSK Bolts
- 5 No Stainless Steel grub screws
- 2 No x M8 threaded Rod with in-line female connectors
- 2 No x 1.5mm x 110mm x 46mm Neoprene Pads for side packing
- 1 No x 10mm x 18mm x 46mm Neoprene Pads for glass support
- 2 No x 1.5mm x 18mm x 46mm Neoprene Pads for glass support fine adjustment
- 1 No x 5mm stainless steel plates

## Conditions

If any variance from the standard instructions is desired or necessary, advice should be obtained from the relevant local building control office. Further information, technical advice or assistance is available at [www.glassinc.co.uk](http://www.glassinc.co.uk)

If you would like to know more or require a quotation please contact us:

Telephone: 01284 839006 ♦ Email [sales@glassinc.co.uk](mailto:sales@glassinc.co.uk)

or to see the full range visit [www.glassinc.co.uk](http://www.glassinc.co.uk)

